

# *Curious George*<sup>®</sup>

## **CURIOSITY MONTH DELUXE PARTY KIT**


**Celebrate Curious George's birthday on  
or around September 15th by hosting  
an event in your store or library!**



Curious George<sup>®</sup> & © HarperCollins Publishers LLC. Permission to reproduce and distribute this page has been granted by the copyright holder, HarperCollins Publishers.



# Plan a Curiosity Day Event to Celebrate Curious George's Birthday!



Did you know that September 16th was **Curious George** creator H. A. Rey's birthday? Each year, we celebrate **CURIOSITY MONTH** in September to honor him and to encourage children to be curious, just like everyone's favorite monkey, Curious George. Join the nationwide celebration and create your own **CURIOSITY DAY** event in your classroom, library or home!

The materials inside this kit are designed to help your store, school, or library plan and host a **CURIOSITY DAY** party. Kit contents include a planning list, reproducible sheets, activity suggestions, a recommended book list, and some helpful tips we've learned over the years.

**Have fun!**

Curious George® & © HarperCollins Publishers LLC. Permission to reproduce and distribute this page has been granted by the copyright holder, HarperCollins Publishers.

## Planning Your Event: The Basics

### Pick a date and time


- Curiosity Day is timed to be near the birthday of Curious George creator H. A. Rey—September 16.
- Check your community calendar to be sure your party won't conflict with another large-scale family event that day.
- The event is best for toddlers and preschoolers, so keep naptime in mind.
- Be sure to schedule the end of your event well in advance of closing time. People will be having such a good time, they won't want to leave!

### Find a location

- Your bookstore or library may have a big open space for read-alouds, crafts, snacks, and more. If not, be creative! Community centers, churches, synagogues, or elementary school gymnasiums could all be great spaces.
- If you are using a Curious George costume, you'll need to allow for space for a long line of kids eager to meet him. See the next page for details on ordering a costume for your event.
- A central location near public transportation is ideal, but you know your community best.
- If you pick an outside venue, make sure you have an indoor location as a backup plan in case of inclement weather.

### Talk to possible partners

- If you are bookseller, talk to your local librarian, and vice versa. Working together, you can get an even larger crowd for your Curiosity Day and make great connections for future events.
- Contact your local PBS station—they air the Emmy Award-winning television show *Curious George* and might be willing to give a DVD of episodes to show, provide volunteers, or have crafts/activities available.



# Curious George

## Reserve a Curious George costume

(Limited quantity available; order early!)

- Call Costume Specialists at 614-464-2115 or email [info@cospec.com](mailto:info@cospec.com) to reserve a Curious George costume.
- You will need one person to wear the costume and another to act as his escort.
- Remember: Curious George doesn't talk!

## Sign up a storyteller or celebrity reader

- As a bookseller or librarian, you are probably an experienced storyteller. However, you will most likely be very busy with other tasks during the event, so it's a good idea to line up a person dedicated to reading books, leading songs, and telling stories.
- A professional storyteller is a great fit and might be willing to appear for free in exchange for the opportunity to hand out business cards.
- Invite a local celebrity! The mayor might be willing to stop by, or the fire chief could come read *Curious George and the Firefighters*. Do you have a celebrity chef in your midst who would read *Curious George Makes Pancakes*? A local baseball player or other sports figure is always a big draw.

## To snack or not to snack?

- This depends on the venue; some locations will have rules about food. The Boston event often serves mini-cupcakes. Yes, they are a bit messy, but they are also hugely popular! Be sure the servers know the ingredients of whatever you are serving, and avoid common allergens such as peanuts.

## Place book order

- Kids will have such a great time, they'll want a Curious George book to take home! Visit our website to learn more about all of the Curious George adventures.
- If you are a librarian hosting a Curiosity Day, contact your local bookseller to see if they want to sell books during your event.

## Promote!

- This packet includes a page with publicity and promotion suggestions.






## Planning Your Event: Checklist for the Big Day

### Decorate

- Create a colorful, inventive window or shelf display using Curious George books, red and yellow streamers, and construction paper balloons.
- Include a large event poster with the date and time of your celebration. A smaller template is included in this kit (also available on [curiousgeorge.com](http://curiousgeorge.com)) and may be used as a window or bulletin-board flyer.



**Tip:** Make yellow bananas out of construction paper, with the headline “I’m Curious about” and a blank space where kids or their parents can write in the subject. Add the completed bananas to your display.

**Tip:** Cut out images of George (see page in this kit) and tape them all around your event space—on cash registers, on shelf ends, even on bathroom doors and mirrors! Keep in mind that your guests are small, so place them at lower vantage points so kids can discover them.

### Snacks

If you’re looking to include food in your festivities, consider these ideas!

- Order cupcakes. Mini ones are best for little fingers! Have red and yellow napkins on hand too. Other popular options include bananas, goldfish, or pretzels.

**Tip:** It’s best to separate the cupcakes or snacks from the rest of the activities. It will be a bit hectic, so you’ll want to strategize ahead of time about crowd control.

### Curious George costume guidelines

- Be sure you have water on hand and a bathroom the actor can use while on a break.
- Determine whether you will be taking photos for guests or if guests will be able to use their digital cameras or cell phones. Include this information in your advertising. If you are taking Polaroid or digital photos for guests, you’ll need people to work cameras, open film, take email addresses, etc.
- Stanchions or cones work well to keep a line, and you’ll need staff members to help maintain order.

**Tip:** Have a coloring sheet or sticker sheet handy to give to kids who get shy around Curious George and don’t want to meet him. That way they’ll have a memento to take home.

## Day of the Event: Icebreakers

### Introduce Curiosity Day

- Once everyone is present, gather the children together and have them sit on the floor. Introduce Curious George and Curiosity Day and talk about the various activities you have planned. Start by being curious about your audience. Say the alphabet slowly and invite kids to stand up when the first letter of their name is called.

**Tip:** Have two or more event helpers hold up a sheet with each alphabet letter as you call it out.

### Get Curious

- Curious George has been a curious monkey for 75 years! What kinds of things are the children in your audience curious about? Start the discussion by listing some things that you're curious about: stars, roller coasters, how to bake a cake, etc. Write these ideas on a large white board or flip chart. Then invite the kids to raise their hands to suggest other ideas for your curiosity list. Once everyone has had a chance to suggest an item for the list, talk about how books can help satisfy curiosity.

**Tip:** Have an event helper be your scribe to add the items to your running list as the kids call them out. That way you can concentrate on the children and in choosing those with raised hands.


**Tip:** As your list is being generated, have an event helper gather books from your bookstore or library collection to show as examples once your list is finished.

### Guess the Gift

- What's a Curious George birthday party without presents? Put some fun gifts for Curious George in a large gift bag. Reach your hand into the bag and touch one gift and describe it to the kids and see if they can guess what it is. Example: "It's yellow and it grows on trees and George loves to eat it." A banana, of course! Other ideas for gifts in your bag might include a bicycle bell (George loves to ride his bike!), a wool scarf, a Curious George book, a baseball glove or cap, a soccer ball, etc.

### Birthday Buddies

- Invite kids to meet their birthday buddies. Call out each month of the year and have the children group together by their birth months. Which month has the most birthday kids? Which has the least? Do any of the children share the same birthdate?



## Day of the Event: Activities

### Games

- Play “Pin the Banana on the Tree.” This requires a bit of advance preparation but can be a lot of fun. Create a tree about the size of the average five- to six-year-old from brown and green construction paper and tape it to a blank wall. Cut out yellow bananas as well. On Curiosity Day, one child at a time, tie a yellow bandanna around a child’s eyes, put some tape and the child’s name on a banana, and see how many children can get their bananas on the tree near the leaves.
- Play “The Man with the Yellow Hat Says”—played the same as “Simon Says,” but done with Curious George-type activities (“MWYH says to pretend to blow out the candles on a birthday cake,” “MWYH says scratch yourself like a monkey,” etc.).
- Play a game where children try to pass a banana to the next child without using their hands. Line the kids up in rows with the same amount of kids in each row. Have kids sit on the floor, one behind the other, and hand a banana to the first child in each row. That child picks up the banana with his/her feet or elbows and turns to pass the banana to the child behind him or her. Kids continue to pass the banana all the way down the row. Which row can complete the task first?

**Tip:** Use green bananas for this game. Yellow ripe bananas are too squishy and messy!

### Party Hats

- Pass out plain red and yellow birthday hats and invite the kids to decorate their hats with their name and a picture of Curious George.

**Tip:** Before your event, make copies of the Images page in this kit and cut out the illustrations of George. Let kids choose one image to tape to their hats.




### Activity Stations

- Have four activity stations scattered around your event space and at each station have several copies of the activity sheets from this kit that you’ve reproduced in quantity. One station might be called Curious About Coloring (include the four Color Me! sheets). Others might be Curious About Games (include Maze and Matching Game sheets), Curious About Learning (include Let’s Count, Connect the Dots, Word Search, and Curious About Spelling? sheets), and Curious About Arts and Crafts (include Mask, Let’s Draw, Pencil Toppers, and Door Hanger sheets). Allow children to visit the four stations in random order so not everyone is at the same station at the same time.

**Tip:** Have plenty of crayons, safety scissors, and tape on hand for kids to use.

**Tip:** If your event space is carpeted and kids will work on the floor, consider providing rectangles of cardboard to use as a writing surface.

## Publicizing and Promoting Your Event: Tips and Tricks



### Get Curiosity Day listed as *the place to be!*

- Contact your local newspaper's events calendar for inclusion in their print and online listings.
- Look at your local NPR station's website. Many have post-it-yourself online event calendars.



### Start spreading the word!

- **Booksellers:** send an email blast to your e-newsletter subscribers, offering a discount on *Curious George* or another children's book on the day of your event.
- **Librarians:** Post flyers (template follows) in your library and other branches.
- Make sure to update your website and Facebook pages with details about the event.
- Start tweeting and posting about your event three to four weeks before the big day. Include the hashtag “#CuriosityDay” or “#CuriosityMonth” so fans and members of your community can share your posts and learn more about the event.
- Create large posters (see next page for information about downloadable logos and images) for your window displays and lobbies.
- Send flyers (template follows) to local daycare centers and preschools. Post them in neighborhood parks and coffee shops. Drop off copies at local children's clothing stores and toy stores.



### Build some buzz!

- Talk with your local nightly news or cable station. Curiosity Day makes for a great feel-good photo opportunity!
- If you have a local celebrity or city figure attending, be sure to let the media know that the individual is available for interviews on the day of your event.
- Are there parenting websites or popular mom bloggers focused on your area? Be sure to let them know the details of your event.
- Talk to other local merchants—a raffle for a basket of local goods (coupons for family-friendly restaurants, children's clothing stores, sporting goods stores, etc.) could benefit everyone!

# Celebrate *Curiosity Day* with *Curious George*!

Stories!  
Songs!  
Games!



Every child is a curious child. Turn that curiosity into a lifelong love of reading at this fun-filled family event celebrating books!

**Date:**







**Time:**

**Location:**



# Images

# Curious George<sup>®</sup>



# Curiosity Day Name Tags

HELLO, MY NAME IS



*Curiosity Day*

HELLO, MY NAME IS



*Curiosity Day*

HELLO, MY NAME IS



*Curiosity Day*

HELLO, MY NAME IS



*Curiosity Day*

HELLO, MY NAME IS



*Curiosity Day*


HELLO, MY NAME IS



*Curiosity Day*

# Curious About George?

H(ans) A(ugusto) Rey was born on September 16, 1898, in Hamburg, Germany. He grew up near the world-famous Hagenbeck Zoo, and developed a lifelong love for both animals and drawing. Margarete Elisabeth Waldstein (who would be known to most of the world as Margret Rey) was also born in Hamburg, on May 16, 1906. The two met briefly when Margret was a young girl, before she left Hamburg to study art. They were reunited in 1935 in Rio de Janeiro, where Hans was selling bathtubs as part of a family business and where Margret had gone to escape the political climate in Germany. Margret convinced Hans to leave the family business, and soon they were working together on a variety of projects.



Hans and Margret were married in Brazil on August 16, 1935, but they moved to Paris after falling in love with the city during their European honeymoon. It was there that Hans published his first children's book, after a French publisher saw his newspaper cartoons of a giraffe and asked him to expand upon them. *Ragi et les 9 singes* (*Cecily G. and the Nine Monkeys* in English) was the result, and marked the debut of a mischievous monkey named Curious George.

After *Ragi et les 9 singes* was published, the Reys decided that Curious George deserved a book of his own, so they began work on a manuscript that featured the lovable and exceedingly curious little monkey. But the late 1930s and early 1940s were a tumultuous time in Europe, and before the new manuscript could be published, the Reys—both German Jews—found themselves in a horrible situation. Hitler and his Nazi party were tearing through Europe, and they were poised to take control of the city. Knowing that they must escape before the Nazis took power, Hans cobbled together two bicycles out of spare parts. Early in the morning of June 14, 1940, the Reys set off on their bicycles. They brought very little with them on their pre-dawn flight . . . only warm coats, a bit of food, and five manuscripts, one of which was *Curious George*. The Nazis entered Paris just hours later but the Reys were already on their way. They rode their makeshift bicycles for four long days until they reached the French-Spanish border, where they sold them for train fare to Lisbon. From there they made their way to Brazil and on to New York City, where they began a whole new life as children's book authors.

You can read the full story behind the Reys' dramatic escape in *The Journey That Saved Curious George*, written by Louise Borden and illustrated by Allan Drummond. A Young Readers edition is now available; see the Suggested Book List page for more information.

*Curious George* was first published in 1941, and for seventy-five years George has been capturing the hearts and minds of readers throughout the world. All the Curious George books, including the seven original stories by Margret and Hans, have sold more than 75 million copies. So popular that his original story has never been out of print, George has become one of the most beloved and most recognizable characters from children's literature.

**For more information, visit [curiousgeorge.com](http://curiousgeorge.com).**

# Some Fun Facts About George

- More than 75 million copies of Curious George books have been sold worldwide.
- *Curious George* has been translated into many languages, including Yiddish, Afrikaans, Braille, Japanese, French, Portuguese, Swedish, German, Chinese, Danish, and Norwegian.
- Curious George first appeared in *Cecily G. and the Nine Monkeys*, which was published in France in 1939. He was called Fifi in those editions.
- Hans Rey first saw his future wife, Margret, at a party in her father's home in Germany, where she was sliding down the banister.
- When *Curious George* was published in 1941, King George was the king of England. So as not to be disrespectful to the king by associating him with a monkey, Curious George was called Zozo in England.
- The Reys created *Curious George Goes to the Hospital* at the request of officials at Boston Children's Hospital who wanted a book to prepare children for a hospital stay. After it was published, many parents wrote to the Reys to tell them how effective the book was in reducing their child's fear of hospitals.
- A newspaper clipping about two mice that were sent into space to study the effects of weightlessness inspired the story of George's own space flight in *Curious George Gets a Medal*.
- Many of the Reys' own interests and adventures found their way into the Curious George books. Both Hans and Margret were very fond of animals, and their first stop in a new city was always the zoo. Hans smoked a pipe; they lived among palm trees in Brazil; they rode out of Paris on bicycles; and they left Europe on an ocean liner. All of these details were woven into Curious George stories.
- The Curious George books were a true collaboration. Hans was usually in charge of the ideas and the illustrations, while Margret handled the plot and the writing.



**Note: The following pages contain reproducible activities for you to copy and distribute to your guests at your event. Enjoy!**

# Color Me!


A sweet surprise!





# Color Me!

## Curious George lollipop treat!



# Color Me!


## Curious George goes fishing!



Curious George® & © HarperCollins Publishers LLC. Permission to reproduce and distribute this page has been granted by the copyright holder, HarperCollins Publishers.

# Color Me!


## Happy Birthday, Curious George!



Curious George® & © HarperCollins Publishers LLC. Permission to reproduce and distribute this page has been granted by the copyright holder, HarperCollins Publishers.

# Let's Draw Curious George!

Let's learn how to draw  
Curious George!



**Step 1**

Start with George's eyes.



**Step 2**

Next comes George's face.



**Step 3**

Then draw George's nose.



# Let's Draw Curious George!

## Step 4

Give George a big smile!



## Step 5

Add the top of George's head. Do you think George is starting to look like George?




## Step 6

George's eyebrows and fur outline come next!



## Step 7


Don't forget George's ear!






# Mask

Use crayons and/or markers to make Curious George masks!




Print this page on white card stock. Color George, then cut out his head. Glue a Popsicle stick to the back. You now have your Curious George mask!

Be sure to cut out eye holes so you can see!

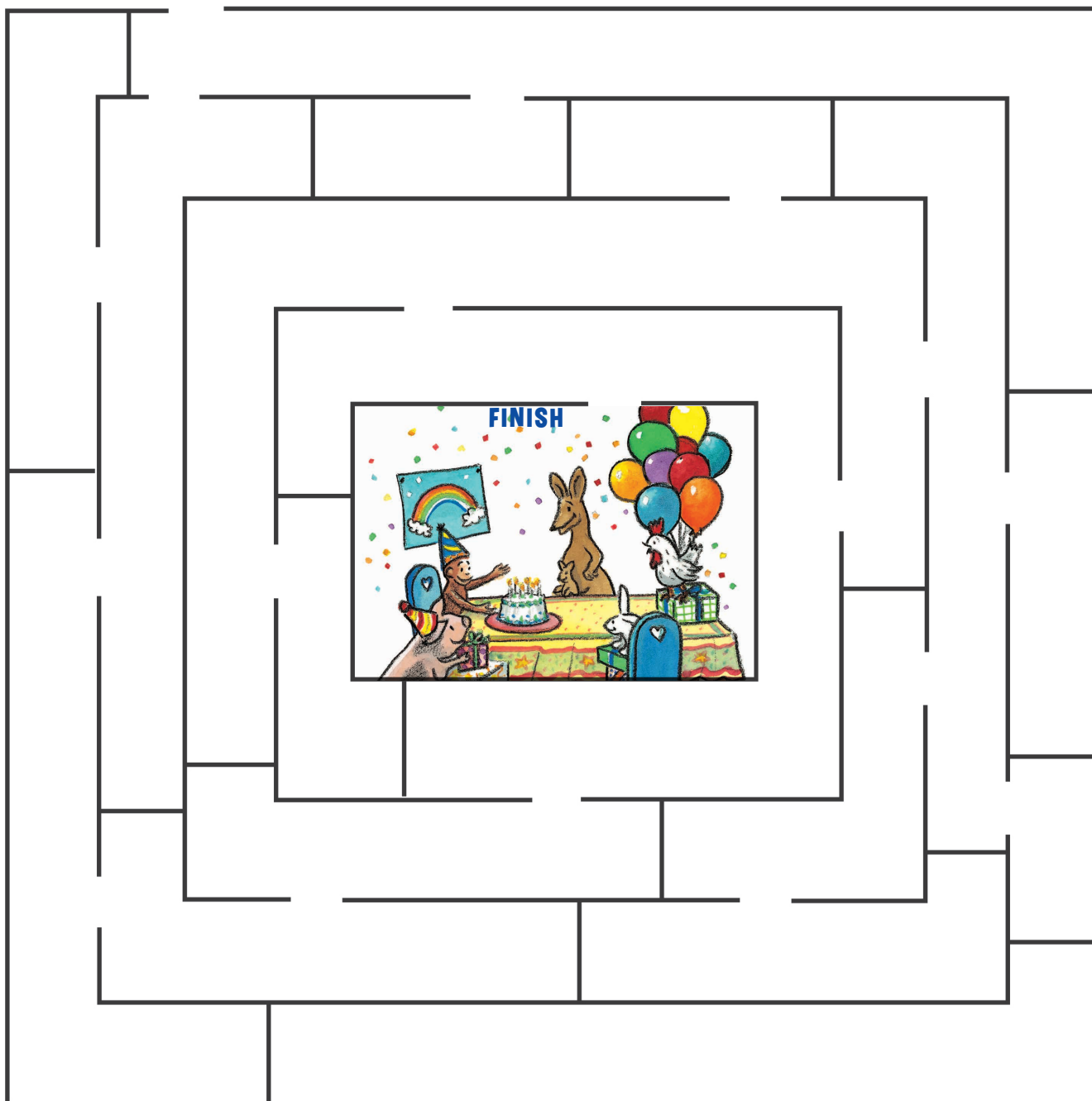


# Maze




Shhh! It's a surprise party for Curious George! Can you help him find the way? No peeking, George!

START



# Let's Count!

Are you curious about numbers? George is! Can you count the items below?



\_\_\_\_\_ **Circus performers in green coats** (don't forget Curious George!)

\_\_\_\_\_ **Wheels**

\_\_\_\_\_ **Hats** (look at performers and the crowd)

\_\_\_\_\_ **Animals**

\_\_\_\_\_ **Balls**

\_\_\_\_\_ **Clothing with stripes**

\_\_\_\_\_ **Black boots**

\_\_\_\_\_ **Tails**



# Connect the Dots with George



Curious George® & © HarperCollins Publishers LLC. Permission to reproduce and distribute this page has been granted by the copyright holder, HarperCollins Publishers.

# Curious About Spelling?

Fill in the letters to finish the words.




**h \_ t**



**d \_ g**



**b \_ l l**



**t r \_ c k**



**\_ o c k**



**d \_ c k**



**c \_ r**



**f r \_ g**



**j \_ c k s**



# Word Search


It's George's birthday! Help him find the black words hidden in the puzzle below. They can go forward, backward, up, down, and even diagonally.

**BALLOONS**  
**BANANA**  
**BIRTHDAY**

**CURIOUS**  
**FRIENDS**  
**GEORGE**

**MONKEY**  
**PARTY**  
**PRESENTS**

**STREAMERS**



P	Y	S	B	E	F	Y	X
R	E	T	A	G	R	A	S
E	K	R	N	R	I	D	U
S	N	E	A	O	E	H	O
E	O	A	N	E	N	T	I
N	M	M	A	G	D	R	R
T	Y	E	U	G	S	I	U
S	W	R	J	N	A	B	C
W	W	S	P	A	R	T	Y
S	N	O	O	L	L	A	B



# Curious George Matching Game

Before playing, cut out the twelve Curious George playing cards.

There are two ways to play the Curious George Matching Game.

**Game 1:** Play by yourself or with a friend. Lay out all cards face-up. Look for the pictures of Curious George that are the same. Put the matching cards on top of each other. Continue until all pairs are found.

**Game 2:** Find a friend to play with you. Lay out all cards face-down. Player 1 begins by turning over two cards. If the two cards have matching pictures, Player 1 gets to keep the pair. If the two cards do not match, Player 1 turns both cards face-down and it becomes Player 2's turn. The game continues until all pairs are found.



# Pencil Toppers

Let Curious George decorate your pencil tops! Cut out the toppers on the solid lines, including the lines under each image and the openings at the top. Fold at the dotted line to create two sides to each topper. Put the eraser of your pencil through the opening at the top, and wrap the bottom tabs around your pencil. Tape to secure.






# Door Hanger

Cut out the image below on the solid black lines. Fold it on the red seam to create a two-sided door hanger. Tape the open edges together to seal. Hang it on your bedroom doorknob!

I'm curious  
about  
dreams.

*Shhh*



I'm curious  
about play time.  
*Come on in!*



# Curiosity Day

## Curiously Fun Activities to Take Home!

Curiosity Day doesn't have to end after the event is over!  
Use the below ideas to add a little curiosity and adventure into your child's life each day!

1. Play rhyming games using new words.
2. Create a cookie recipe and bake a big batch.
3. Have your child read bedtime stories to his/her stuffed animals.
4. Write daily entries in a shared journal.
5. Create sock puppets and put on a show.
6. Write a song and serenade each other.
7. Draft an adventurous story.
8. Take a nature hike.
9. Create an obstacle course and host your own mini-Olympics.
10. Plant a vegetable or flower garden.
11. Host a party! Create fun decorations and make your own scrumptious snacks.
12. Using body paint, put on a funny face.
13. Draw portraits of each other.
14. Make up silly words and their definitions.
15. Create your own deck of cards and play "Memory."
16. Play "Simon Says."
17. Build a lemonade stand and sell your homemade lemonade.
18. Whip up a batch of pancakes on a Sunday morning.
19. Construct cities and skyscrapers with your favorite building blocks.
20. Read a book to your child, then let him/her dream up the ending before revealing how the story really ends.
21. Take silly selfie photos together and text them to family members.
22. Create costumes and act out a skit.
23. Play "Guess the Object"—put an object in a small jar, then shake it and have your child guess what it is.
24. Host a "Mystery Night"—hide items in your home and leave clues on where to find them.
25. Play "school"—have your child be the teacher and you be the student.
26. Make homemade presents for each other.
27. Create "thinking of you" cards for each other.
28. Put together a family newsletter.
29. Take funny pictures of each other and create a collage.
30. Pick flowers and leaves and press them.
31. Create your own holiday and ways to celebrate it.
32. Do kid-robics.
33. Visit a zoo.





# Curiosity Day

34. Visit the library.
35. Create your own family flag.
36. Share what you like about yourselves and each other.
37. Have a storytelling contest.
38. Have a spelling bee.
39. Host a book club.
40. Create and draw a fictitious animal.
41. Visit a museum.
42. Learn a new word from a different language each day.
43. Have a water fight with your garden hose on a hot summer day.
44. Build a snowman and/or make snow angels.
45. Write letters to someone.
46. Visit a park.
47. Create a "Me" book compiled with pictures and literature.
48. Build a puzzle.
49. Pretend you are movie stars and make your own commercial and/or movie.
50. Draw your favorite thing in the whole world.
51. Play "Jeopardy."
52. Reminisce over family photos and videos.
53. Visit a beach.
54. Have a bubble-blowing contest.
55. Play double Dutch.
56. Sing along to your favorite songs.
57. Create a rock garden.
58. Learn how to make chocolate.
59. Pretend you are astronauts and create your own planet to visit.
60. Play tug of war.
61. Play hide-and-seek.
62. Collect different instruments and form a family band.
63. Practice yoga poses named for animals like Downward Dog, Camel, Lion, and Cobra.
64. List all of the countries and cities you would like to visit.
65. Draw pictures out on the sidewalk with colorful chalk.
66. Dance to different types of music.
67. Draw a map of your neighborhood including important landmarks.
68. Name all of the circular/rectangular/triangular items in one room.
69. Design the menu for an imaginary restaurant.
70. Climb and count the number of stairs in your entire house.
71. Tell jokes to make each other laugh.
72. Have a three-legged race.
73. Pick a country and have food from that region for dinner on Saturday night.
74. Climb a tree.
75. Sing "Happy Birthday" to Curious George!

